

Scaled data based on original data using
LM-79-08 Approved Method: Electrical and Photometric Measurements of Solid-
State Lighting Products

Test Report Prepared for
Cooper Lighting Solutions
(formerly Eaton)

Brand: INVUE

Report Number: P674003

Luminaire Tested: **CCP-SA-2E-750-U-SL4-HSS**

Issue Date: 04/16/2023



Test Information

Test Method: LM-79-08
Report Number: P674003
Test Lab: INNOVATION CENTER(G1)
Issue Date: 04/16/2023
Manufacturer: COOPER LIGHTING SOLUTIONS (FORMERLY EATON)
Product Line: INVUE
Catalog Number: CCP-SA-2E-750-U-SL4-HSS
Description: INVUE CLEAR CURVE POLE MOUNT Light Square Luminaire @1050mA w/ SL4 distribution lens and House Side Shield
Light Source: (32) 5000K CCT, 70 CRI LEDS
Ballast/Driver: ELECTRONIC DRIVER

Summary

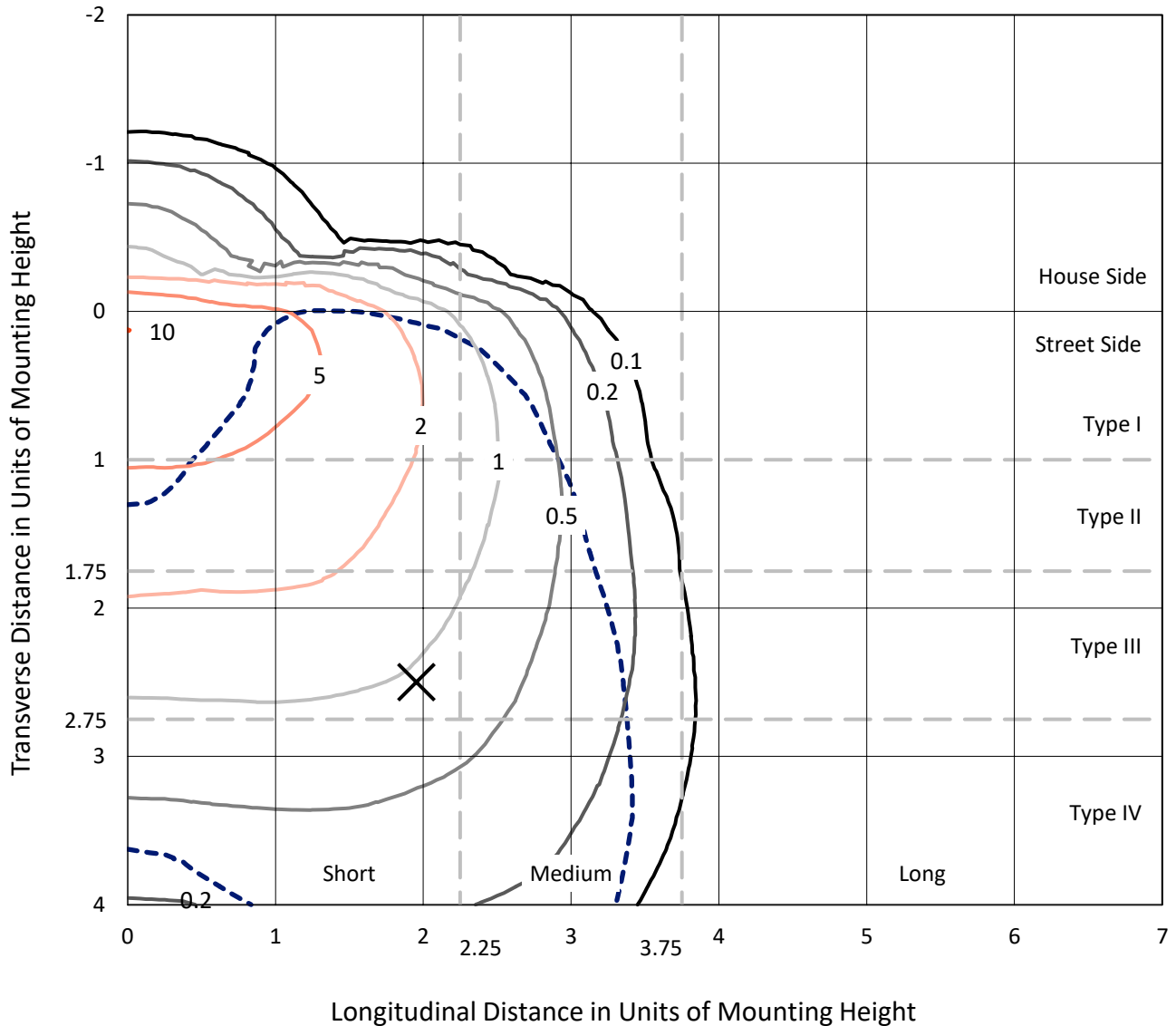
Lumens per Lamp: N/A
Luminaire Lumens: 11552.9 lumens
Efficiency: N/A
Efficacy: 108.4 lumens/watt
Luminous Opening: Rectangular (W 1' x L: 1' x H: 0')
IES Classification: Type IV - Short
BUG Rating: B1 - U0 - G3

Input Watts (W): 106.6
Input Voltage (V): 120
Input Current (Ain): NR
Voltage Rise (V): NR
Power Factor: NR
Total Harmonic Distortion (THDi): NR
Frequency (hertz): 60
Stabilization Time: NR
Operation Time: NR
Ambient Temperature (°C): NR
Test Distance: 25 FT

REPORT NUMBER: P674003
 CATALOG NUMBER: CCP-SA-2E-750-U-SL4-HSS

Iso-Footcandle Lines of Horizontal Illumination

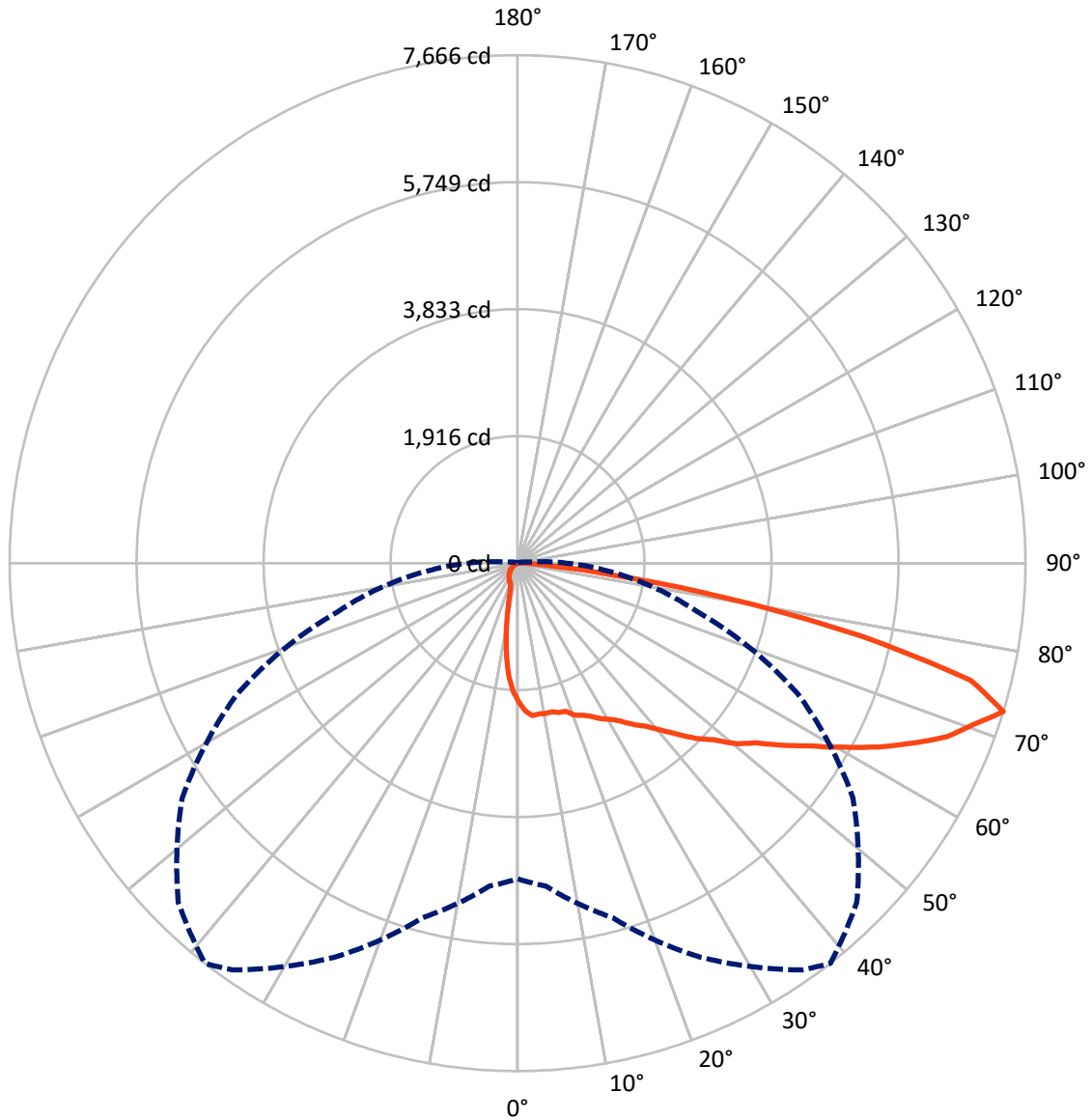
× Max cd
 - - - 1/2 Max cd



Based on 15 foot mounting height. Maximum calculated value = 10 fc
 Type IV - Short - N/A

REPORT NUMBER: P674003
CATALOG NUMBER: CCP-SA-2E-750-U-SL4-HSS

Luminous Intensity Polar Plot



— Vertical Plane Through 38-Deg Lateral - - - Horizontal Cone Through 72.5-Deg Vertical

REPORT NUMBER: P674003

CATALOG NUMBER: CCP-SA-2E-750-U-SL4-HSS

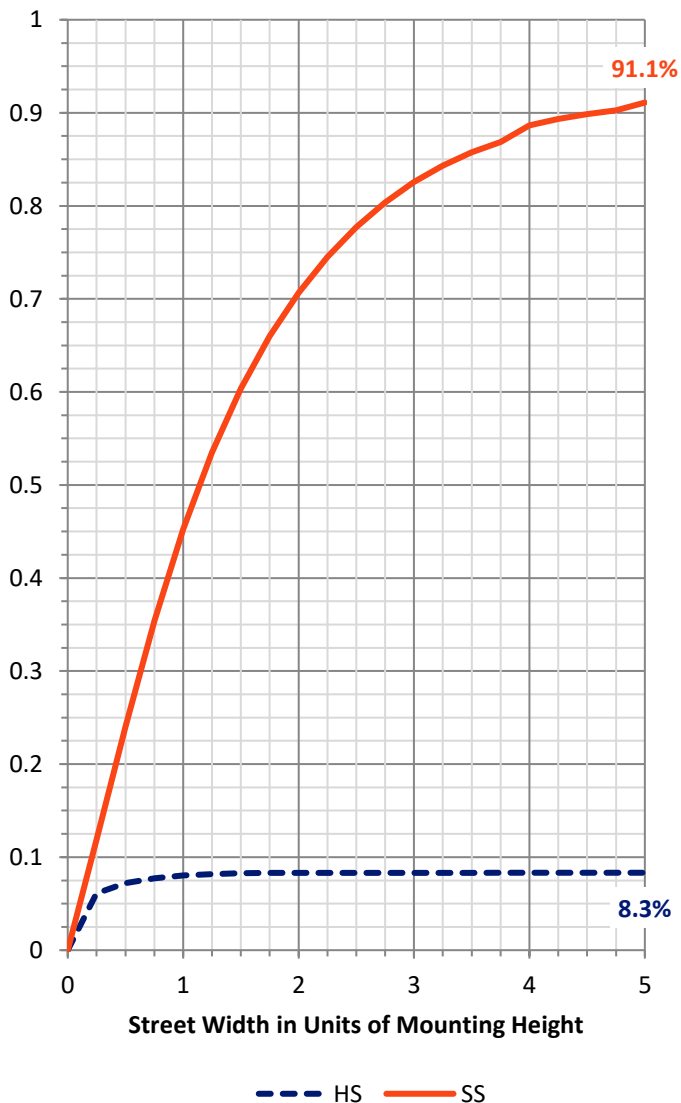
FLUX DISTRIBUTION:

		Downward	Upward	Total
House Side	Lumens	967.6	0.0	967.6
	% Fixture	8.4	0.0	8.4
Street Side	Lumens	10585.4	0.0	10585.4
	% Fixture	91.6	0.0	91.6
Total	Lumens	11552.9	0.0	11552.9
	% Fixture	100.0	0.0	100.0

Coefficient of Utilization

ZONAL LUMENS:

Zone	Lumens	% Fixture
0°-10°	182.8	1.6
10°-20°	447.7	3.9
20°-30°	717.8	6.2
30°-40°	1083.7	9.4
40°-50°	1649.3	14.3
50°-60°	2322.0	20.1
60°-70°	2836.4	24.6
70°-80°	2059.6	17.8
80°-90°	253.6	2.2
90°-100°	0.0	0.0
100°-110°	0.0	0.0
110°-120°	0.0	0.0
120°-130°	0.0	0.0
130°-140°	0.0	0.0
140°-150°	0.0	0.0
150°-160°	0.0	0.0
160°-170°	0.0	0.0
170°-180°	0.0	0.0
0°-90°	11552.9	100.0
0°-180°	11552.9	100.0



REPORT NUMBER: P674003

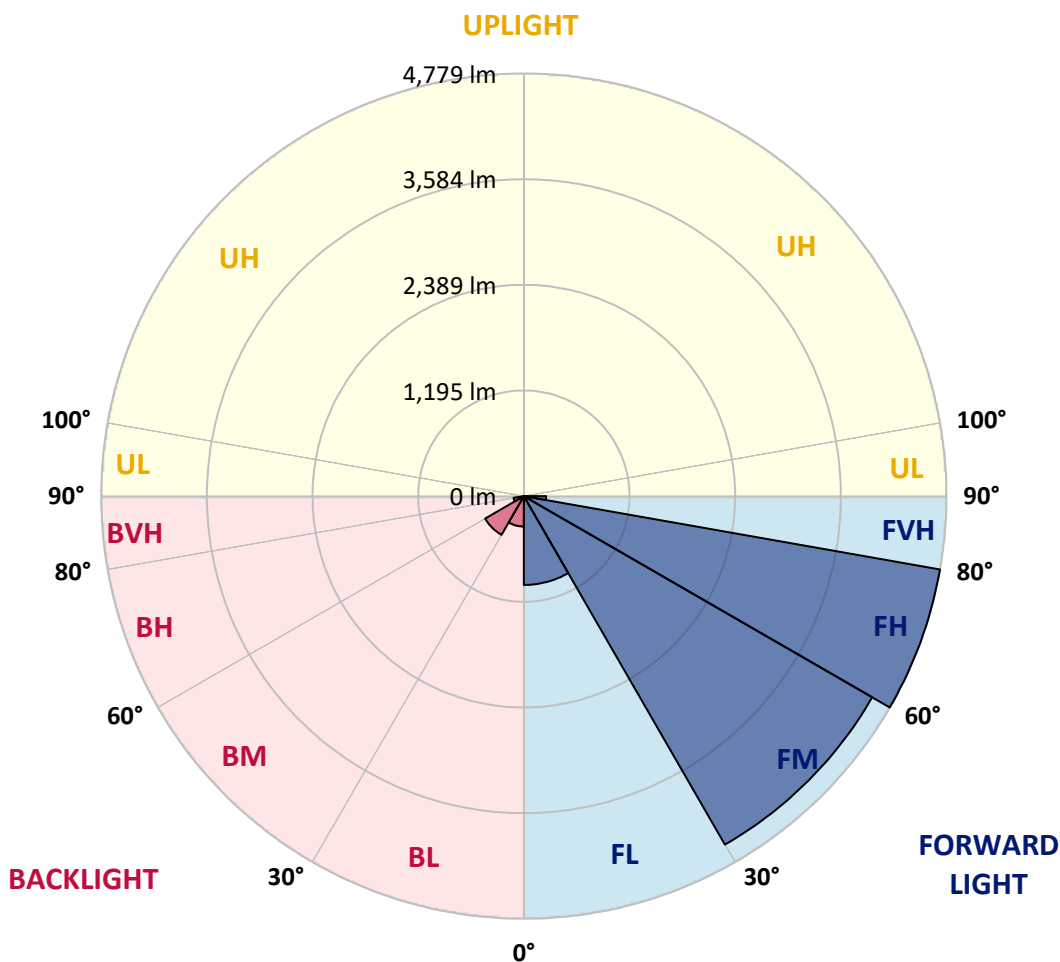
CATALOG NUMBER: CCP-SA-2E-750-U-SL4-HSS

LUMINAIRE CLASSIFICATION SYSTEM LUMEN TABLE AND BUG RATING:

Zone	Lumens	% Fixture	Zone Rating/Lumen Limit		
			B	U	G
FL (0°-30°)	1004.8	8.7			
FM (30°-60°)	4549.6	39.4			
FH (60°-80°)	4778.6	41.4			G2/5000
FVH (80°-90°)	252.3	2.2			G3/500
BL (0°-30°)	343.5	3.0	B1/500		
BM (30°-60°)	505.4	4.4	B1/1000		
BH (60°-80°)	117.3	1.0	B1/500		G1/500
BVH (80°-90°)	1.3	0.0			G0/10
UL (90°-100°)	0.0	0.0		U0/0	
UH (100°-180°)	0.0	0.0		U0/0	

BUG Rating: B1-U0-G3

Type IV Short





REPORT NUMBER: P674003

CATALOG NUMBER: CCP-SA-2E-750-U-SL4-HSS

CANDELA DISTRIBUTION (FULL):

	0°	5°	15°	25°	35°	38°	45°	55°	65°	75°	85°
0°	2089.2	2089.2	2089.2	2089.2	2089.2	2089.2	2089.2	2089.2	2089.2	2089.2	2089.2
2.5°	2295.2	2295.2	2316.8	2295.2	2287.0	2235.6	2238.3	2211.2	2184.1	2146.1	2110.9
5°	2322.3	2341.2	2354.8	2335.8	2306.0	2311.4	2330.4	2278.9	2205.7	2159.7	2081.1
7.5°	2311.4	2352.1	2341.2	2330.4	2311.4	2297.9	2270.8	2249.1	2213.9	2170.5	2078.4
10°	2303.3	2316.8	2319.6	2311.4	2270.8	2308.7	2278.9	2243.7	2200.3	2148.8	2035.0
12.5°	2273.5	2273.5	2297.9	2278.9	2284.3	2303.3	2289.7	2281.6	2235.6	2192.2	2091.9
15°	2241.0	2251.8	2289.7	2319.6	2346.7	2338.5	2330.4	2306.0	2265.4	2216.6	2110.9
17.5°	2249.1	2254.5	2314.1	2368.3	2354.8	2349.4	2392.7	2341.2	2300.6	2246.4	2127.2
20°	2278.9	2295.2	2362.9	2433.4	2446.9	2446.9	2430.7	2400.8	2343.9	2270.8	2157.0
22.5°	2308.7	2314.1	2425.2	2514.7	2528.2	2493.0	2506.5	2419.8	2365.6	2325.0	2186.8
25°	2422.5	2411.7	2530.9	2601.4	2593.2	2558.0	2544.5	2468.6	2446.9	2373.7	2251.8
27.5°	2577.0	2530.9	2647.4	2690.8	2647.4	2658.3	2620.3	2539.0	2493.0	2449.6	2281.6
30°	2671.8	2698.9	2761.2	2804.6	2731.4	2734.1	2715.2	2625.8	2555.3	2566.1	2381.9
32.5°	2818.1	2837.1	2883.2	2902.2	2845.2	2839.8	2820.9	2750.4	2698.9	2688.1	2517.4
35°	2975.3	3010.5	3013.3	3018.7	2967.2	2988.9	2961.8	2861.5	2888.6	2907.6	2680.0
37.5°	3129.8	3097.3	3151.5	3175.8	3118.9	3118.9	3127.1	3059.3	3108.1	3165.0	2910.3
40°	3189.4	3202.9	3297.8	3278.8	3346.6	3305.9	3335.7	3319.5	3360.1	3490.2	3235.5
42.5°	3251.7	3268.0	3395.3	3430.6	3511.8	3525.4	3568.8	3571.5	3690.7	3904.8	3547.1
45°	3370.9	3343.8	3517.3	3604.0	3736.8	3774.7	3826.2	3869.5	4056.5	4308.5	3902.1
47.5°	3479.3	3441.4	3639.2	3812.6	3975.2	3983.3	4124.3	4170.3	4392.5	4679.8	4254.3
50°	3631.1	3644.6	3728.6	4026.7	4192.0	4286.8	4384.4	4536.1	4782.7	5088.9	4509.0
52.5°	3788.2	3774.7	3915.6	4208.3	4468.4	4503.6	4723.1	4893.8	5162.1	5392.4	4622.8
55°	3980.6	3996.9	4051.1	4435.9	4766.5	4850.5	5097.1	5275.9	5568.6	5522.5	4660.8
57.5°	4173.0	4156.8	4278.7	4690.6	5140.4	5202.7	5530.6	5636.3	5834.1	5609.2	4565.9
60°	4362.7	4392.5	4444.0	4977.8	5549.6	5641.7	5901.9	5956.1	5999.4	5649.8	4492.8
62.5°	4579.5	4509.0	4668.9	5281.3	5918.1	6110.5	6316.4	6102.4	6064.4	5576.7	4324.8
65°	4687.9	4709.6	4918.2	5628.2	6408.6	6549.5	6576.6	6300.2	6105.1	5414.1	4167.6
67.5°	4855.9	4885.7	5151.3	5983.1	6912.6	6991.2	6893.6	6479.0	6069.9	5202.7	3601.3
70°	4877.6	4950.7	5462.9	6354.4	7229.6	7297.4	7221.5	6598.3	5785.3	4370.8	2666.4
72.5°	4763.8	4893.8	5538.7	6565.7	7495.2	7665.9	7240.5	6178.3	4663.5	2788.3	1365.7
75°	3598.6	3707.0	5070.0	6251.4	7023.7	7064.3	6357.1	4715.0	2655.6	951.1	349.6
77.5°	1864.3	2051.3	3384.5	4777.3	5351.8	5308.4	4425.0	2777.5	913.2	249.3	140.9
80°	1070.4	1116.4	1479.5	2682.7	3365.5	3200.2	2446.9	1197.7	401.0	124.6	92.1
82.5°	528.4	593.4	796.7	1200.4	1682.8	1384.7	918.6	718.1	224.9	67.7	81.3
85°	113.8	119.2	406.5	574.5	682.9	449.8	314.3	604.3	81.3	40.6	78.6
87.5°	81.3	78.6	113.8	257.4	189.7	116.5	187.0	317.0	19.0	19.0	16.3
90°	0.0	0.0	0.0	0.0	0.0	0.0	0.0	0.0	0.0	0.0	0.0



REPORT NUMBER: P674003
 CATALOG NUMBER: CCP-SA-2E-750-U-SL4-HSS

CANDELA DISTRIBUTION (continued):

	90°	95°	105°	115°	125°	135°	145°	155°	165°	175°	180°
0°	2089.2	2089.2	2089.2	2089.2	2089.2	2089.2	2089.2	2089.2	2089.2	2089.2	2089.2
2.5°	2089.2	2064.8	2037.7	1986.3	1972.7	1964.6	1918.5	1915.8	1907.7	1888.7	1880.6
5°	2032.3	1991.7	1940.2	1886.0	1842.6	1764.1	1669.2	1620.4	1560.8	1563.5	1544.6
7.5°	2024.2	1948.3	1875.2	1761.3	1623.1	1476.8	1330.5	1235.7	1167.9	1127.3	1135.4
10°	1986.3	1929.3	1810.1	1598.8	1376.6	1154.4	967.4	826.5	745.2	682.9	701.8
12.5°	2002.5	1891.4	1723.4	1441.6	1124.6	850.9	617.8	482.3	422.7	401.0	406.5
15°	1991.7	1891.4	1671.9	1270.9	883.4	577.2	401.0	357.7	346.8	346.8	341.4
17.5°	2024.2	1913.1	1585.2	1102.9	634.1	384.8	344.1	336.0	327.9	327.9	327.9
20°	2070.3	1923.9	1525.6	915.9	447.1	338.7	322.5	317.0	314.3	314.3	311.6
22.5°	2073.0	1913.1	1414.5	710.0	344.1	319.8	306.2	303.5	303.5	298.1	298.1
25°	2089.2	1923.9	1295.3	533.8	319.8	300.8	289.9	287.2	289.9	287.2	284.5
27.5°	2129.9	1942.9	1176.0	390.2	300.8	284.5	276.4	273.7	273.7	273.7	268.3
30°	2181.4	1942.9	1043.3	322.5	284.5	268.3	260.1	257.4	254.7	254.7	254.7
32.5°	2289.7	2005.2	880.7	287.2	262.8	249.3	241.2	241.2	238.5	238.5	235.7
35°	2425.2	2048.6	715.4	265.6	243.9	230.3	222.2	222.2	219.5	219.5	216.8
37.5°	2593.2	2157.0	547.4	249.3	224.9	211.4	203.2	203.2	203.2	200.5	200.5
40°	2831.7	2268.1	406.5	227.6	205.9	192.4	187.0	184.3	181.6	181.6	176.1
42.5°	3086.4	2438.8	303.5	211.4	189.7	178.8	170.7	162.6	162.6	154.5	154.5
45°	3362.8	2587.8	246.6	192.4	173.4	159.9	151.7	146.3	138.2	132.8	132.8
47.5°	3633.8	2680.0	216.8	170.7	157.2	146.3	138.2	127.4	116.5	113.8	111.1
50°	3853.3	2707.0	192.4	154.5	143.6	132.8	121.9	108.4	97.6	92.1	89.4
52.5°	3853.3	2558.0	173.4	138.2	130.1	119.2	105.7	89.4	75.9	70.5	67.7
55°	3853.3	2322.3	154.5	127.4	116.5	108.4	89.4	73.2	59.6	51.5	48.8
57.5°	3796.4	2037.7	138.2	113.8	103.0	92.1	75.9	56.9	43.4	35.2	35.2
60°	3639.2	1739.7	119.2	100.3	89.4	75.9	59.6	40.6	27.1	19.0	19.0
62.5°	3438.7	1384.7	103.0	84.0	73.2	62.3	46.1	27.1	10.8	5.4	5.4
65°	3089.1	1021.6	89.4	70.5	56.9	46.1	29.8	10.8	0.0	0.0	0.0
67.5°	2549.9	682.9	70.5	56.9	48.8	32.5	19.0	2.7	0.0	0.0	0.0
70°	1793.9	387.5	54.2	40.6	35.2	21.7	5.4	0.0	0.0	0.0	0.0
72.5°	737.1	170.7	37.9	29.8	24.4	10.8	0.0	0.0	0.0	0.0	0.0
75°	200.5	75.9	24.4	16.3	13.5	2.7	0.0	0.0	0.0	0.0	0.0
77.5°	116.5	51.5	10.8	5.4	5.4	0.0	0.0	0.0	0.0	0.0	0.0
80°	92.1	24.4	5.4	2.7	0.0	0.0	0.0	0.0	0.0	0.0	0.0
82.5°	92.1	13.5	2.7	0.0	0.0	0.0	0.0	0.0	0.0	0.0	0.0
85°	78.6	5.4	0.0	0.0	0.0	0.0	0.0	0.0	0.0	0.0	0.0
87.5°	10.8	0.0	0.0	0.0	0.0	0.0	0.0	0.0	0.0	0.0	0.0
90°	0.0	0.0	0.0	0.0	0.0	0.0	0.0	0.0	0.0	0.0	0.0

(END OF REPORT)